

Latest Version: 34.0

Question: 1

You need to meet the identity and access requirements for Group1.
What should you do?

- A. Add a membership rule to Group1.
- B. Delete Group1. Create a new group named Group1 that has a membership type of Office 365. Add users and devices to the group.
- C. Modify the membership rule of Group1.
- D. Change the membership type of Group1 to Assigned. Create two groups that have dynamic memberships. Add the new groups to Group1.

Answer: D

Explanation:

<https://docs.microsoft.com/en-us/azure/active-directory/users-groups-roles/groups-dynamicmembership>

Scenario:

Litware identifies the following identity and access requirements: All San Francisco users and their devices must be members of Group1.

The tenant currently contain this group:

Name	Type	Description
Group1	Security group	A group that has the Dynamic User membership type, contains all the San Francisco users, and provides access to many Azure AD applications and Azure resources.

Reference:

<https://docs.microsoft.com/en-us/azure/active-directory/users-groups-roles/groups-dynamicmembership>

<https://docs.microsoft.com/en-us/azure/active-directory/fundamentals/active-directory-groups-createazure-portal>

Question: 2

You need to ensure that users can access VM0. The solution must meet the platform protection requirements.

What should you do?

- A. Move VM0 to Subnet1.
- B. On Firewall, configure a network traffic filtering rule.
- C. Assign RT1 to AzureFirewallSubnet.

D. On Firewall, configure a DNAT rule.

Answer: D

Explanation:

<https://docs.microsoft.com/en-us/azure/firewall/tutorial-firewall-dnat>

Question: 3

You need to ensure that you can meet the security operations requirements.
What should you do first?

- A. Turn on Auto Provisioning in Security Center.
- B. Integrate Security Center and Microsoft Cloud App Security.
- C. Upgrade the pricing tier of Security Center to Standard.
- D. Modify the Security Center workspace configuration.

Answer: C

Explanation:

The Standard tier extends the capabilities of the Free tier to workloads running in private and other public clouds, providing unified security management and threat protection across your hybrid cloud workloads. The Standard tier also adds advanced threat detection capabilities, which uses built-in behavioral analytics and machine learning to identify attacks and zero-day exploits, access and application controls to reduce exposure to network attacks and malware, and more.

Scenario: Security Operations Requirements

Litware must be able to customize the operating system security configurations in Azure Security Center.

Reference:

<https://docs.microsoft.com/en-us/azure/security-center/security-center-pricing>

Question: 4

You need to configure WebApp1 to meet the data and application requirements.
Which two actions should you perform? Each correct answer presents part of the solution.

NOTE: Each correct selection is worth one point.

- A. Upload a public certificate.
- B. Turn on the HTTPS Only protocol setting.
- C. Set the Minimum TLS Version protocol setting to 1.2.
- D. Change the pricing tier of the App Service plan.
- E. Turn on the Incoming client certificates protocol setting.

Answer: BE

Explanation:

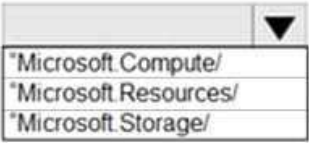
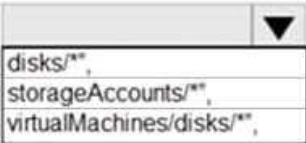
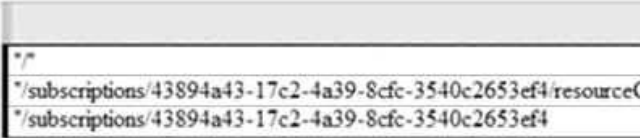
<https://docs.microsoft.com/en-us/azure/app-service/app-service-web-configure-tls-mutual-auth>

Question: 5

HOTSPOT

You need to create Role1 to meet the platform protection requirements. How should you complete the role definition of Role1? To answer, select the appropriate options in the answer area.

NOTE: Each correct selection is worth one point.

```
{  
  "Name": "Role1",  
  "Id": "11111111-1111-1111-1111-111111111111",  
  "IsCustom": true,  
  "Description": "VM storage operator"  
  "Actions": [  
      
    ,  
      
  ],  
  "NotActions": [  
  ],  
  "AssignableScopes": [  
      
  ]  
}
```

Answer:

- 1) Microsoft.Compute/
 - 2) disks
 - 3) /subscription/{subscriptionId}/resourceGroups/{Resource Group Id}
- A new custom RBAC role named Role1 must be used to delegate the administration of the managed disks in Resource Group1. Role1 must be available only for Resource Group1.